



Student Assistance Program FY-2011 - 2012 Mental Health-Drug and Alcohol Statistical Data

The Student Assistance Program (SAP), which operates in all 500 school districts throughout the Commonwealth, is designed to identify and intervene with students in the early stages of substance abuse, mental health and other problem behaviors, which affect the students health and academic performance. Core teams composed of school personnel and community professionals from the fields of drug and alcohol and mental health, serve as the point of contacts to provide consultations for students and their families' and determine if an assessment is warranted to further evaluate the need for school and community based treatment and support services.

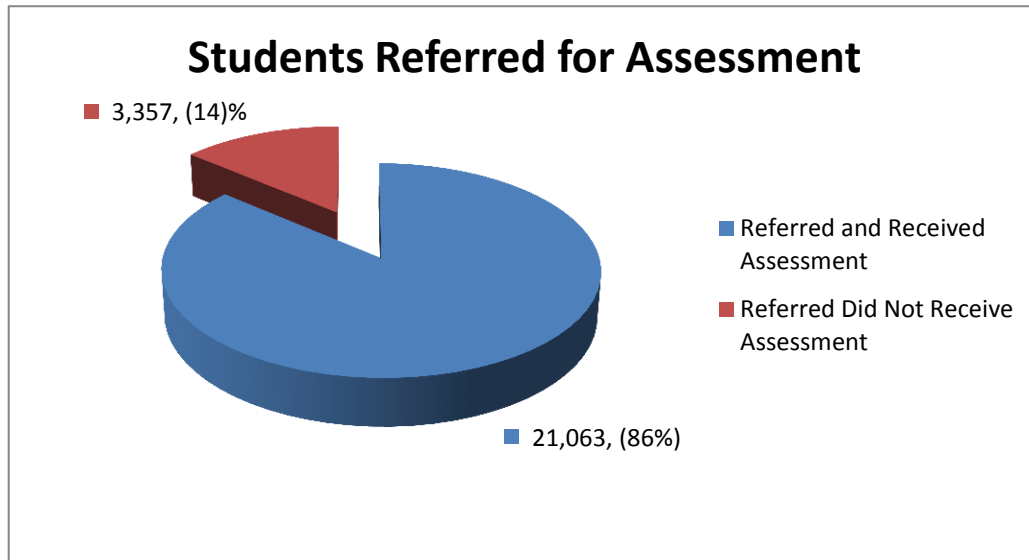
When a student is referred for assessment to an approved SAP provider and findings indicate that the student is experiencing a mental health or substance abuse problem, a referral is made to get appropriate treatment and support services for the student. Core teams continue to monitor students' behavior and progress, through teacher reports and parent involvement and provide subsequent interventions accordingly.

This report provides a statistical profile of the FY-2011 - 2012 SAP assessment, consultation and treatment services delivered by the Pennsylvania Departments of Drug and Alcohol Programs, Division of Prevention and Intervention/Bureau of Treatment, Prevention & Intervention and Public Welfare and the Office of Mental Health and Substance Abuse Services (OMHSAS) through its network of 48 Single County Authorities (SCAs), 48 County Mental Health/Intellectual Disabilities Programs, and contracted providers. The data contained in this report is assembled from multiple reports maintained and administered as a collaborative effort through the PA Network for Student Assistance Services (PNSAS) by the PA Department of Public Welfare's Office of Mental Health and Substance Abuse Services, the PA Department of Drug & Alcohol Programs' Division of Prevention and Intervention and the PA Department of Education's Office of Safe Schools.

The reporting system a majority of the data is drawn from is in its fifth year of data collection. Having historical data allows for year to year comparisons to aid in identifying trends. In addition to conducting comparative analysis, historical data provides insight as to whether data is consistently reported year to year. The report includes graphs of historical comparative data which function as an effective tool to present information quickly and easily and allow users to have a visual representation revealing trends and comparisons.

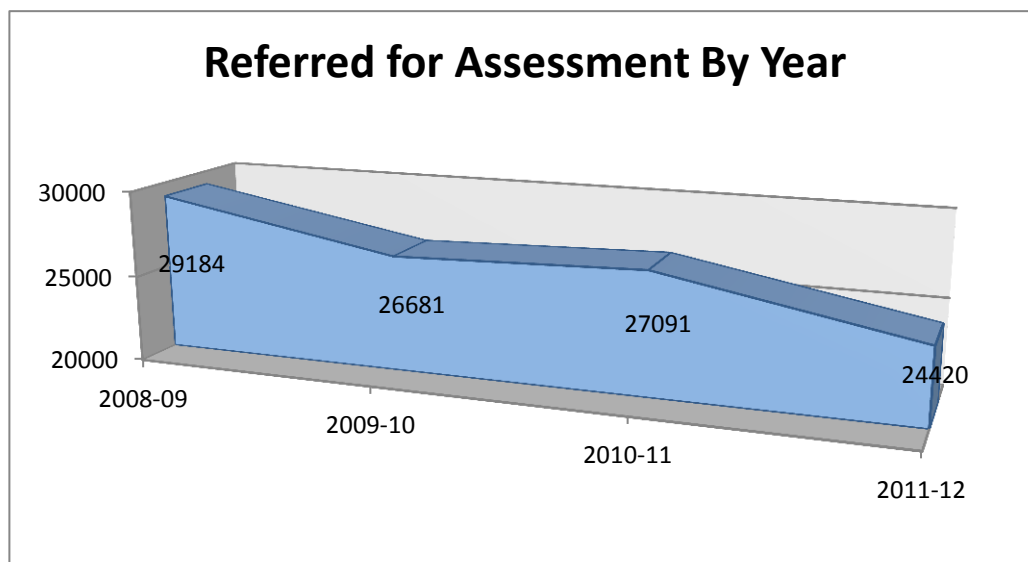
Students Referred for Assessment

In FY 11/12, 73,427 students state wide were referred to school SAP core teams. Of those students 24,420 students were referred for drug and alcohol or mental health assessments. Of those students referred for assessment, 21,063 or 86.25% were assessed and 3,357 or 13.75% were not assessed. (See chart below.)



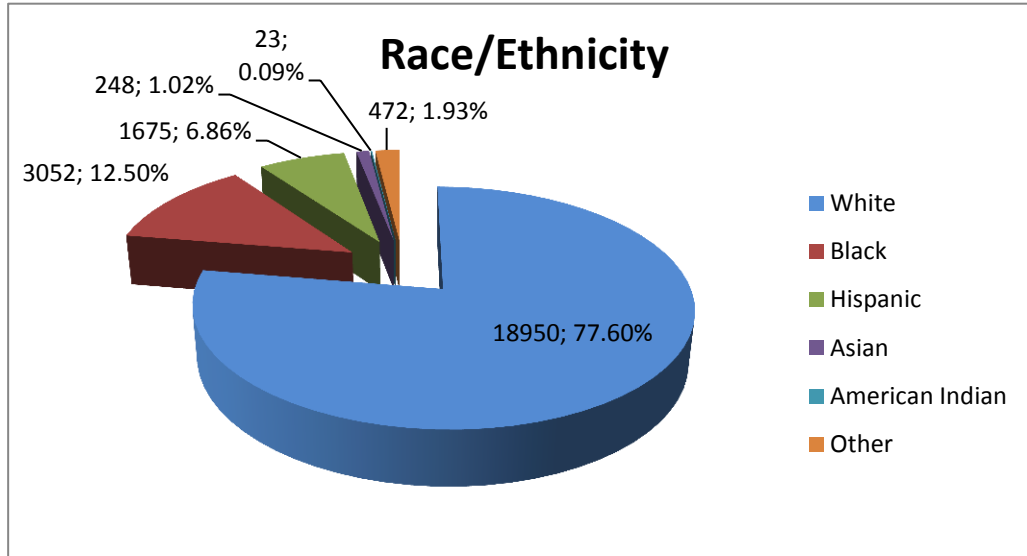
Students Referred for Assessment Year by Year Comparison

The total number of students referred for assessment for the 2008-2009 reporting year was 29,184, 2009-2010 consisted of 26,681 referrals, 2010-2011 had 27,091 student referrals and 2011-2012 had 24,420 referrals.



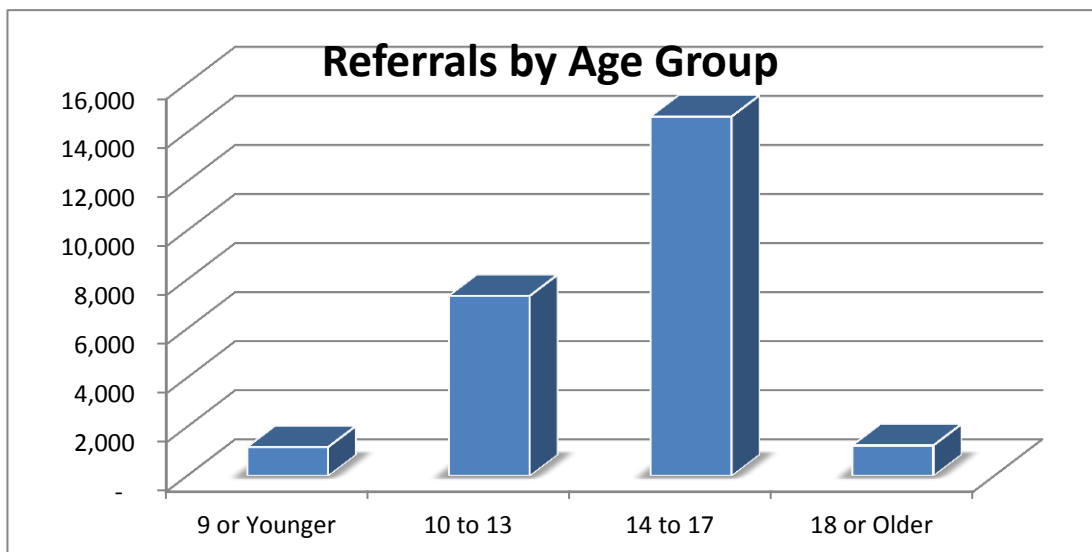
Race/Ethnicity

The Race/Ethnicity of students referred for assessment were 18,950 White (Non-Hispanic), 3,052 Black (Non-Hispanic), 1,675 Hispanic, 248 Asian, 23 American Indian and 472 reporting Other Race. (See chart below.)



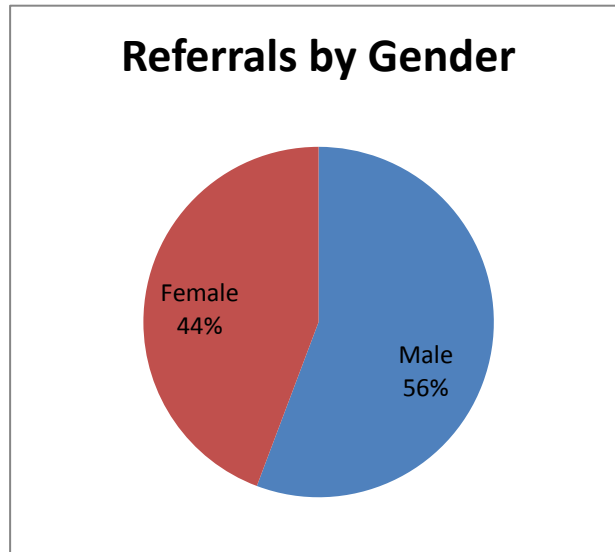
Age Group

The Age group of students referred for assessment was 1,178 or 4.82% for students age 9 yrs or younger; 7,344 or 30.07% for students age 10 yrs to 13 yrs old; 14,652 or 60.00% for students age 14 yrs to 17 yrs old; and 1,246 or 5.10% for students age 18 yrs old or older. (See chart below.)



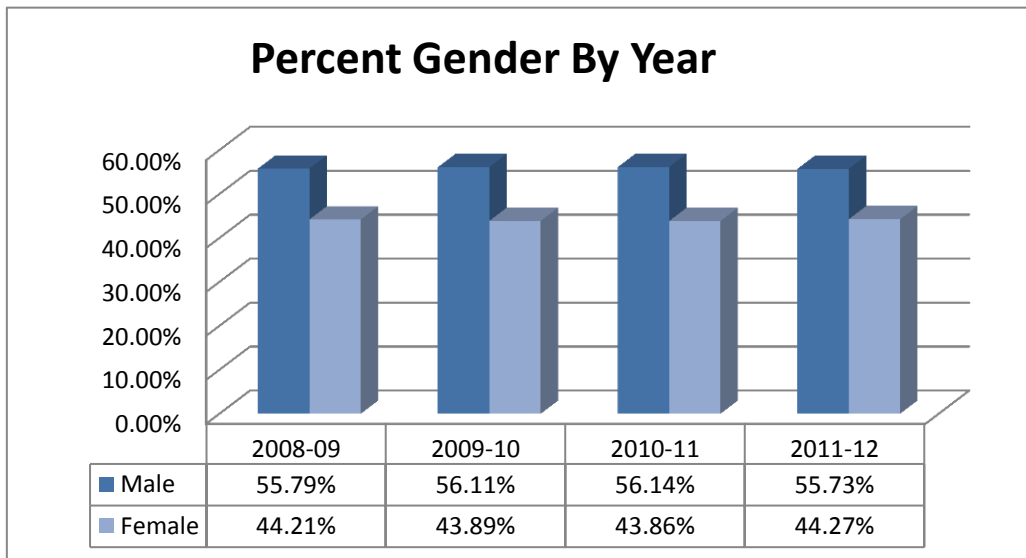
Referrals by Gender

The Gender make up of students referred for assessment was 13,610 (55.73%) Male and 10,810 (44.27%) Female.



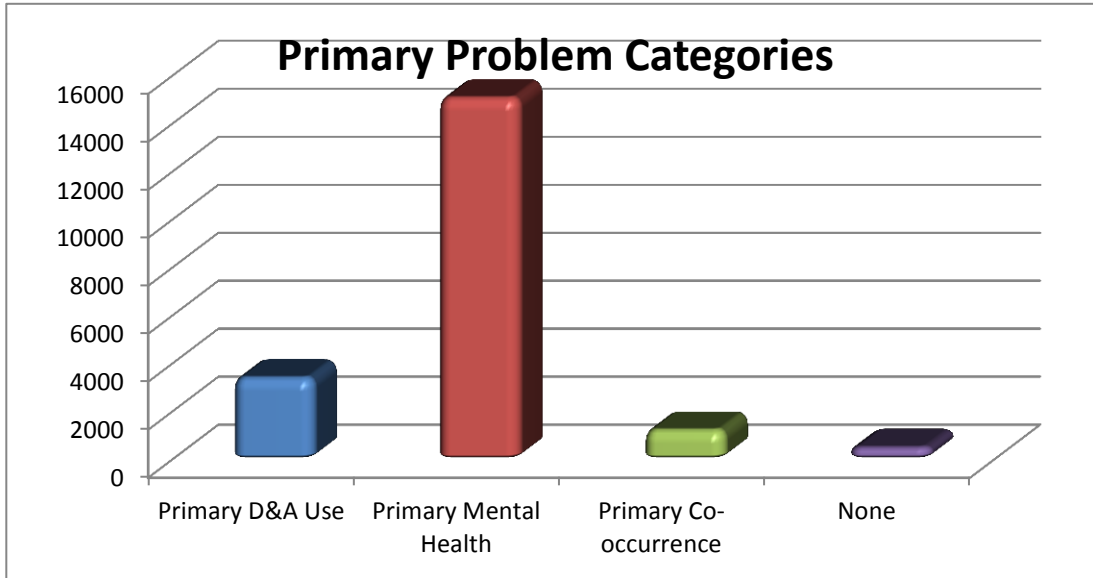
Historical Comparison of Referrals by Gender

The percent of males and females referred for assessment was consistent throughout the 2008-2012 timeframe with 55.94% of referrals consisting of male students and 44.06% was comprised of female referrals.

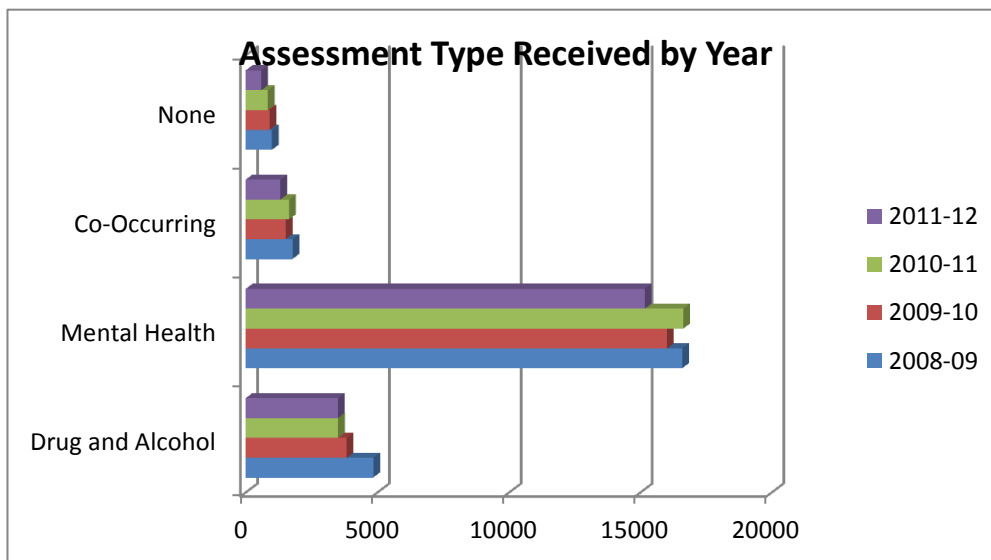


Primary Problem Category

Of the 21,063 students that did receive assessments 3,501 or 16.62% were determined to have a primary problem of Drug and Alcohol issues; 15,173 or 72.04% were determined to have a primary problem of Mental Health issues; 1,322 or 6.28% were determined to have a primary problem of Co-Occurring issues; and 593 or 2.82% had none of these issues. (See chart below.)

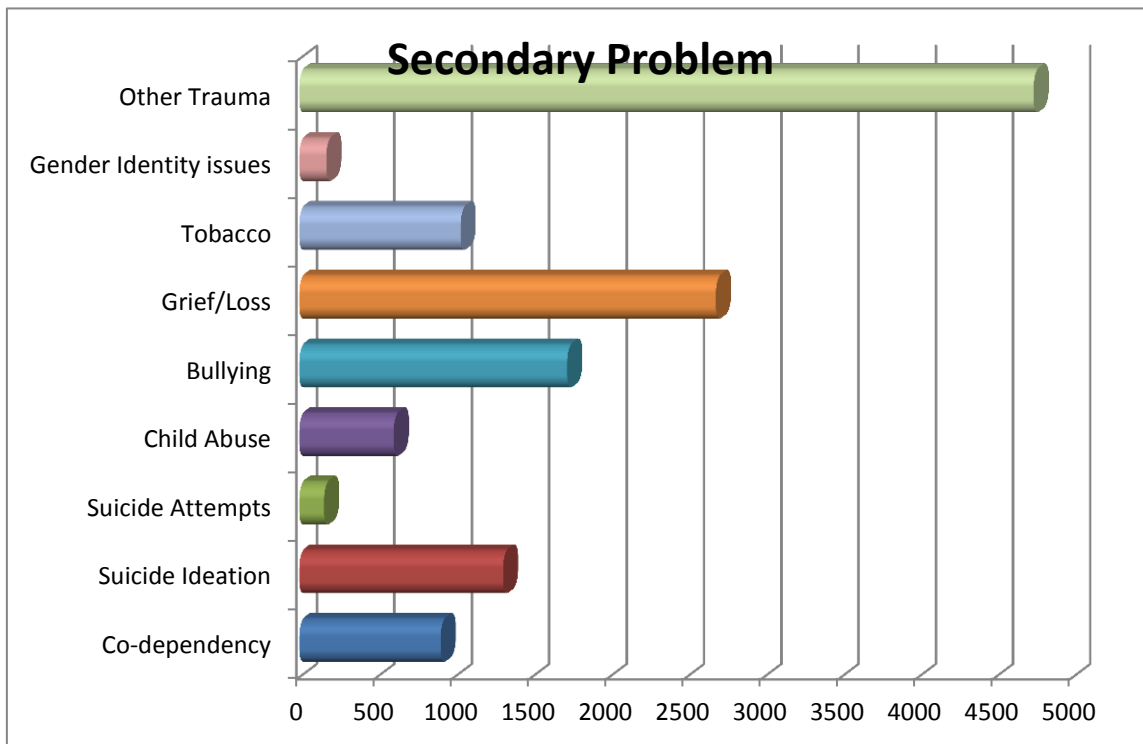


Assessment Type Received by Year	D&A	MH	Co-Oc	None
2008-09	4,838	16,585	1,774	996
2009-10	3,840	16,015	1,514	910
2010-11	3,513	16,631	1,652	848
2011-12	3,501	15,173	1,322	593



Secondary Problem Category

Of the 21,063 students that received a primary problem diagnosis, also identified where secondary problems. For students who had secondary problems, the following areas were identified: Co-dependency issues - 913; Suicide Ideation - 1,316; Suicide Attempts - 160; Child Abuse 610; Bullying - 1,730; Grief/Loss - 2,691; Tobacco use - 1,042; Gender Identity issues - 175; Other Trauma - 4,748. The age grouping of students with secondary problems was 5.49% for students age 9 yrs or younger, 27.84% for students age 10 yrs to 13 yrs old, 61.28% for students age 14 yrs to 17 yrs old and 5.39% for students 18 yrs or older. (See chart below.)

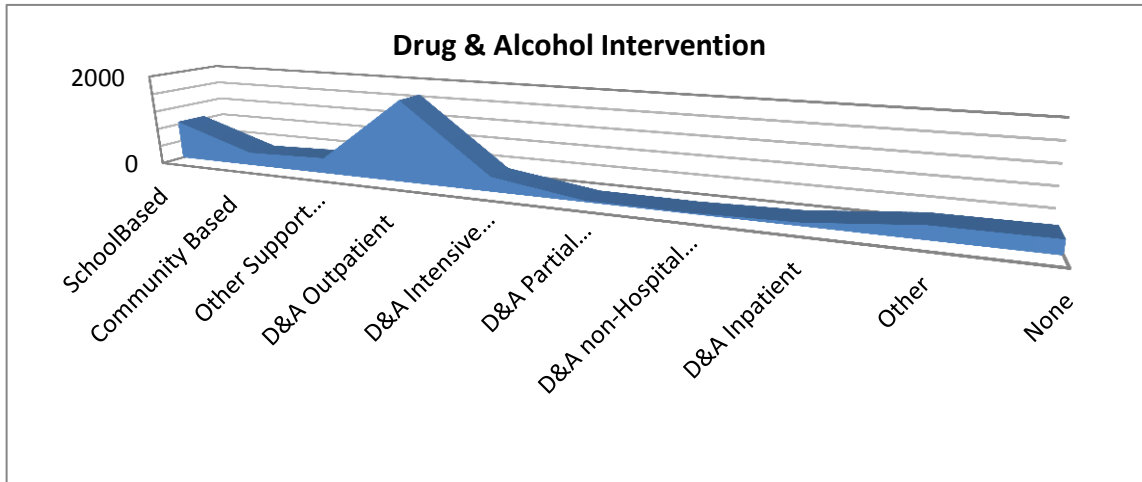


Referrals to Services

After being identified with a primary problem and any secondary problem issues, the student is referred to school and community based drug and alcohol or mental health services.

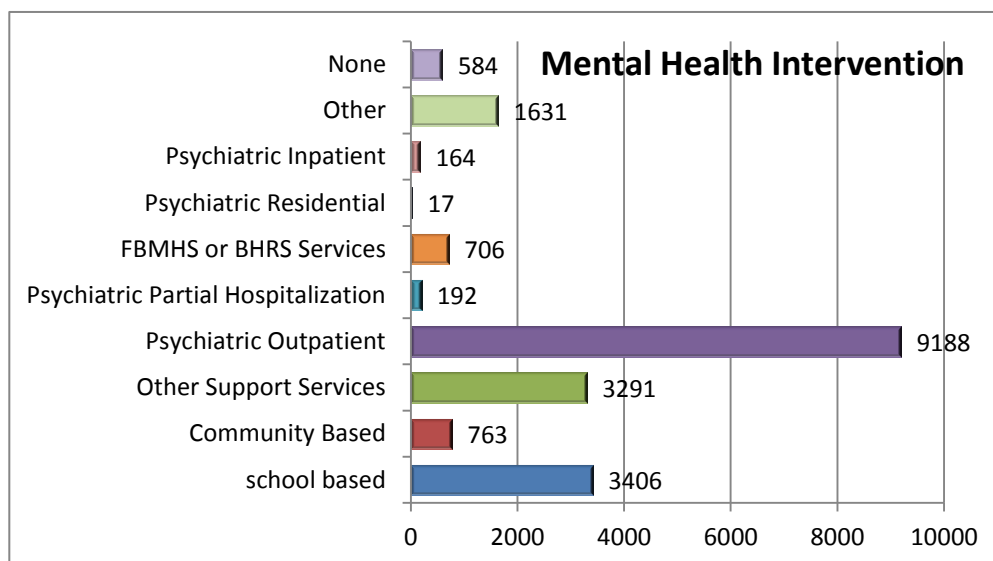
Drug and Alcohol Referral

Of those students referred to drug and alcohol services 862 students received school based D&A services, 289 received community based D&A services, 341 received other support services, 1,751 received D&A outpatient services, 313 received D&A intensive outpatient services, 31 received D&A partial hospitalization, 21 received D&A non-hospital rehab, 70 received D&A inpatient, 268 received other D&A services and 274 received no services. (See Below Chart)



Mental Health Referral

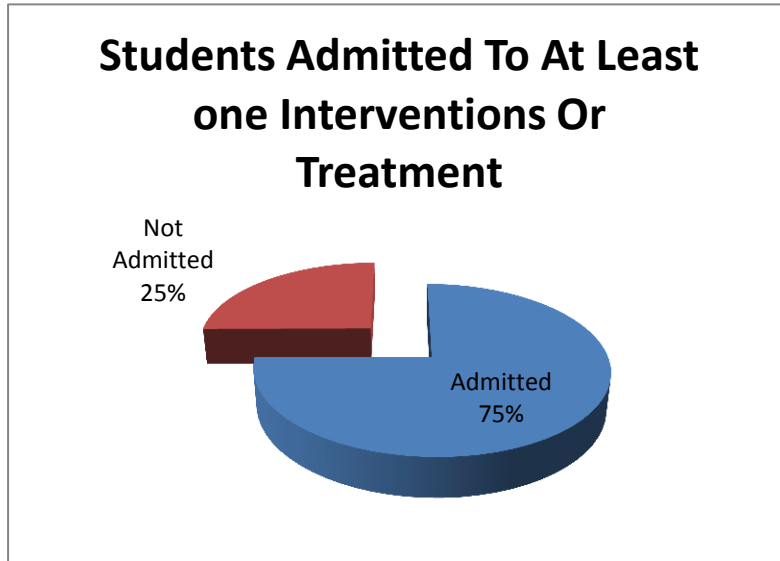
Of those students referred to mental health services 3,406 students received school based MH services, 763 received community based MH services, 3,291 received other support services, 9,188 received MH psychiatric outpatient services, 192 received psychiatric partial hospitalization, 164 received psychiatric residential, 706 received FBMHS or BHRS services, 17 received psychiatric residential, 164 received psychiatric inpatient, 1,631 received other MH services and 584 received none or no services. (See Below Chart)



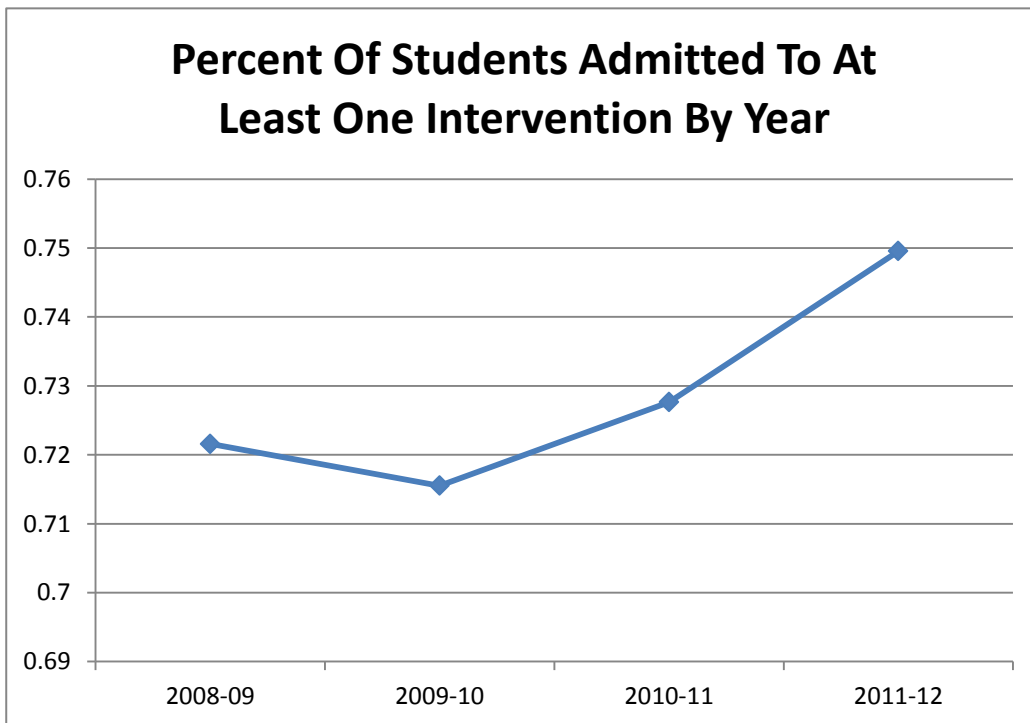
Referral Outcome Data

Referred and Admitted to Services

It was reported by the private providers that 16,114 or 76.5% of students referred were admitted to at least one of the interventions or treatment options recommended and 5,384 or 25.6% of students were not admitted to at least one of the intervention or treatment options by category

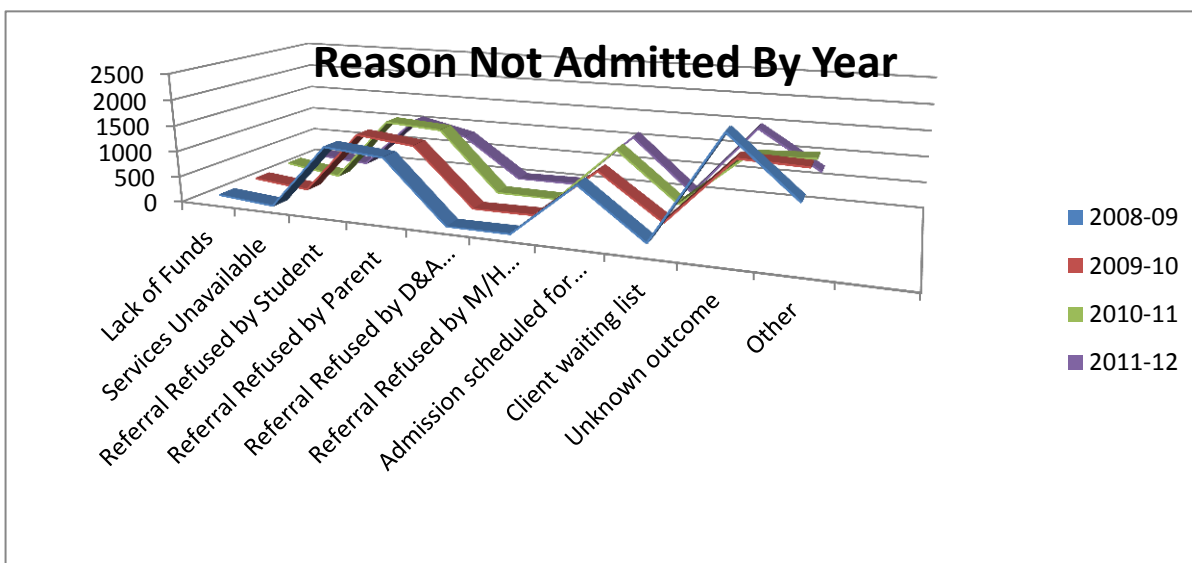
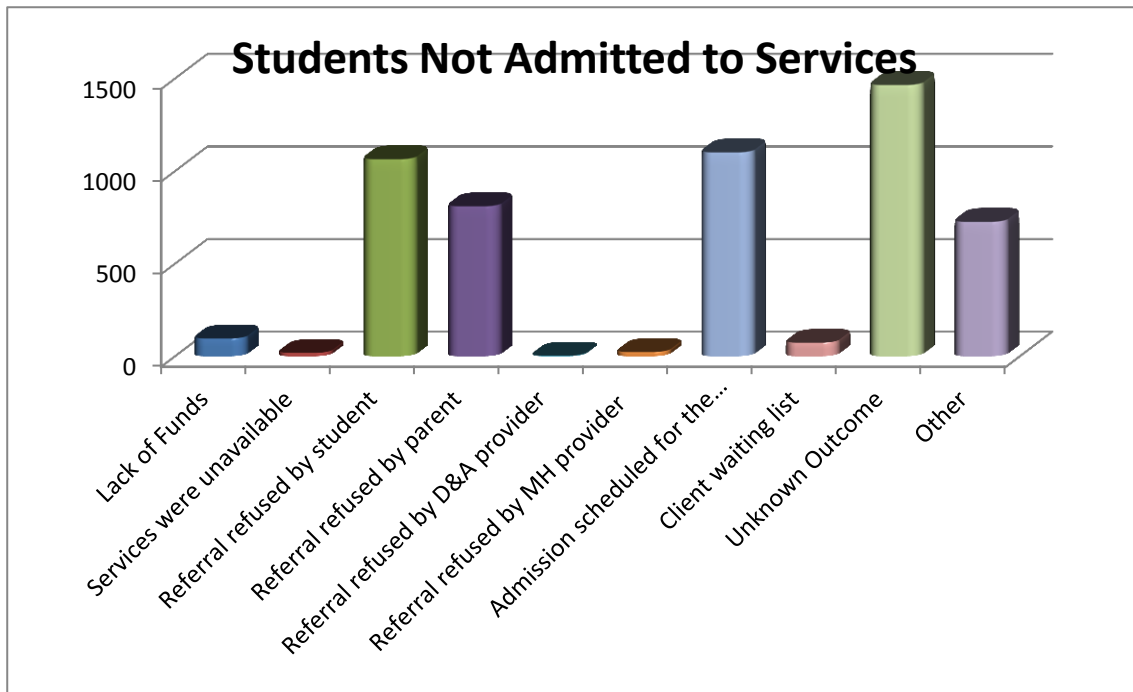


	2008-09	2009-10	2010-11	2011-12
Admitted	18081	16406	17184	16114
Not Admitted	6977	6523	6432	5384
Total	25058	22929	23616	21498
% Admitted To At Least One Intervention By Year	72.16%	71.55%	72.76%	74.96%



Referred and Not Admitted to Services

Providers reported that 5,384 or 25.6% were not admitted to at least one of the recommended interventions or treatment option during the quarter reported for the following reasons: Lack of Funds—96; Services were unavailable—18; Referral refused by student—1,065; Referral refused by parent—811; Referral refused by D&A provider—3; Referral refused by MH provider—23; Admission scheduled for the following quarter—1,102; Client waiting list—73; Unknown Outcome—1,466 and Other—1384 (See below chart).



Consultation Data

Providers reported that 40,923 core team consultations were attended by their SAP liaisons and that liaisons participated in 42,846 parent/teacher consultations during the 2011-2012 reporting year. It was also reported that 265 liaisons were SAP trained by a Commonwealth Approved Trainer during the 2011-2012 reporting year.

Closing Remarks

The Pennsylvania Department of Public Welfare, Office of Mental Health Substance Abuse Services (OMHSAS) has funded the collection of the SAP Joint Quarterly Reporting System (JQRS) in partnership with the Department of Drug & Alcohol Programs, Division of Prevention and Intervention/Bureau of Treatment, Prevention & Intervention since 2008-2009. Four year comparison data for SAP mental health and drug and alcohol liaison services from 2008-2009 through 2011-12 is available - and highlighted in this summary. The data offers valuable information regarding the Student Assistance Program in Pennsylvania and the consistency of its efforts. For example, "Students Referred for Assessment Year by Year Comparison", "Historical Comparison of Referrals by Gender", "Primary Problem Category" comparisons, and with the referral outcome data "Students Referred and Admitted to Services" comparisons. The data indicates that the statewide effort of SAP is committed to addressing the needs of referred students and offering the support necessary to achieve success.